




Woodworking Education Center
10544 Hwy 17, Maylene, AL 35114

Alabama Woodworkers Guild Guild News



www.alabamawoodworkersguild.org

Volume XXXIII Number 10

October, 2014

Next Meeting

**The next
scheduled
meeting is
October 18th**

In This Issue

Scholarship Program	p. 2
New Members	p. 2
Shop Calendar	p. 3
Sept. Recap	p. 4
Oct. Program	p. 4
Mentoring	p. 5
Beginning Boards	p. 6
Habitat Class	
Photos	p. 7
Toy Group	
Photos	p. 8
WEC Directions	p. 10

President's Message

Greetings Woodworkers, At the September meeting the new General Manager of Hardwoods of Alabama, Tim Whitener, discussed the future plans for their company. While a retail center isn't on the top of their todo list, it is part of their long range planning. He did say that they want to find more ways to work together with the guild and it's members. Guild members can purchase a minimum \$300 order by calling in the board foot quantity and the species. They will get it together and have it ready the next day. the only stipulation is that the individual orders be at full retail price. He also discussed the possibility of having an open house on a Saturday sometime in the first quarter of next year where guild members would have access to the bundles of lumber.

In the meantime, Tim has agreed to sell lumber to the guild at a reduced price for us to resell to our members. We are buying 50 board feet of walnut and 100 board feet of cherry. This will be available at the next meeting.

We appreciate the discount on the material for the Habitat for Humanity cabinet build and are looking forward to working with them in the future.

President:

Ray Ziegler
(205)451-6846

Vice Pres:

Ed Bulloch

Treasurer:

Walter Barnett
(205)933-9207

Secretary:

Scott Stafford

Webmaster:

Brian Stauss
(205)987-9997

Guild News:

Phillip Key
(205)475-3352

Board of Directors:

Patrick Bush
Ron Griffin
Wayne Burris
Art Chamblee
Paul Mancill
Henry Hager

Toy Chair:

Lynn Smith

Show Chair:

Dwight Hostetter

Education Co-Chairs:

Preston Lawley
Christian Mazur

WEC Shop Manager:

Mike Key

Librarian:

Nathan Heerten

GUILD PATRONS

We are very fortunate to have the following patrons who support the Guild. They are excellent suppliers of products or services in the local area that provide monetary support or allow us to use their various facilities for Guild functions:

J.R. PREWITT & ASSOCIATES, INC. Independent Insurance Agent—Founded in 1974, J. R. Prewitt & Associates, Inc. is a family owned agency that has grown to one of the largest firms in the Birmingham area. Representing over a dozen insurance carriers, the agency provides a full spectrum of insurance services to over 3500 clients. From individuals to multi-state corporations, the agency prides itself on it's loyal, long term client base as a result of unparalleled customer service. Contact us for your personal, business, or professional insurance needs.

Scholarship Program

We'd like to take this opportunity to remind our membership of the **Guild Scholarship Program**. For members who qualify, the Guild will pay 50% of the cost of any course related to improving one's woodworking skills, up to \$200. For more information, see the Scholarship page on the Guild website at

<http://www.alabamawoodworkersguild.org/scholarship.htm>



New Members

The Alabama Woodworkers Guild would like to extend a warm welcome to our new members!

Steve Key, Larry Dye, Frank Higgins

WELCOME!

WEC OCTOBER 2014-NOVEMBER 2014 CALENDAR

Sunday	Monday	Tuesday	Wednesday	Thursday	Friday	Saturday
5[41] 1:00pm - 5:00pm Brian Stauss	6 10:00am - 3:00pm OTH Gang - Toys Shop is CLOSED except for Toy work.	7 10:00am - 3:00pm OTH Gang - Toys Shop is CLOSED except for Toy work.	8	9	10 9:00am - 1:00pm Lynn Smith 1:00pm - 5:00pm Randall Robertson 5:00pm - 9:00pm Mike Key	11 9:00am - 1:00pm Closed for Habitat Class 1:00pm - 5:00pm Closed for Habitat Class
12[42] 1:00pm - 5:00pm Paul Mancill	13 10:00am - 3:00pm OTH Gang - Toys Shop is CLOSED except for Toy work.	14 10:00am - 3:00pm OTH Gang - Toys Shop is CLOSED except for Toy work.	15	16	17 9:00am - 1:00pm Bob Moore...supervisor 1:00pm - 5:00pm Bob Moore...supervisor 5:00pm - 9:00pm Montia King	18 9:00am - 1:00pm Wayne Burris 10:00am - 11:30am Monthly Guild Meeting (Woodworking Education Center) 1:00pm - 5:00pm Cliff Daniels supervisor
19[43] 1:00pm - 5:00pm Brian Stauss	20 10:00am - 3:00pm OTH Gang - Toys Shop is CLOSED except for Toy work.	21 10:00am - 3:00pm OTH Gang - Toys Shop is CLOSED except for Toy work.	22	23	24 9:00am - 1:00pmno supervisor 1:00pm - 5:00pmno supervisor 5:00pm - 9:00pm Mike Key	25 9:00am - 1:00pm Closed for Habitat Class 1:00pm - 5:00pm Closed for Habitat Class
26[44] 1:00pm - 5:00pm no supervisor	27 9:00am - 5:00pm R Hardwick	28	29	30	31 9:00am - 1:00pmno supervisor 1:00pm - 5:00pmno supervisor 5:00pm - 9:00pm no supervisor	1 9:00am - 1:00pm Closed for Habitat Class 1:00pm - 5:00pm Closed for Habitat Class
2[45] 12:00pm - 4:00pm no supervisor	3 10:00am - 3:00pm OTH Gang - Toys Shop is CLOSED except for Toy work.	4 10:00am - 3:00pm OTH Gang - Toys Shop is CLOSED except for Toy work.	5 6:30pm - 7:30pm AWG Board Meeting (J R Prewitt & Associates, 2146 Highland Avenue South)	6	7 9:00am - 1:00pm Ron Powell- Supervisor 1:00pm - 5:00pm Ron Powell- Supervisor 5:00pm - 9:00pm Mike Key	8 9:00am - 1:00pm Closed for Habitat Class 1:00pm - 5:00pm Closed for Habitat Class
9[46] 1:00pm - 5:00pm no supervisor	10 10:00am - 3:00pm OTH Gang - Toys Shop is CLOSED except for Toy work.	11 10:00am - 3:00pm OTH Gang - Toys Shop is CLOSED except for Toy work.	12	13	14 9:00am - 1:00pm Lynn Smith 1:00pm - 5:00pm Lynn Smith 5:00pm - 9:00pm no supervisor	15 9:00am - 1:00pm Wayne Burris 10:00am - 11:30am Monthly Guild Meeting (Woodworking Education Center) 1:00pm - 5:00pm no supervisor

The most current WEC calendar is always available on-line at: <http://freecal.brownbears.com/awg>

2146 Highland Ave. South,
Birmingham, AL 35205
Telephone (205)-933-9207
Fax (205)-930-0450

THE AWARDS & ENGRAVING PLACE is a full service engraving shop, offering both laser and flatbed rotary engraving. We engrave directly on wood, glass, plastic, and a variety of coated metals. We offer plaques, glass and acrylic awards, trophies, interior signs and name badges. We have been in business in Hoover since 1987. Contact Ken Murer, The Awards & Engraving Place, 1919 Hoover Court, Birmingham, AL 35226, (205)-823-7676 fax(205)-822-1111

AFFORDABLE WOOD TOOLS by Paul Varden

Wood Lathe accessories to fit any size wood lathe. Screw Chucks, Face Plates and Tool Rest. General Machining also available. Paul Varden-Master Machinists-35 years of experience.

7029 Dickey Springs Road
Bessemer,AL 35226
H-205-428-9945
C-205-908-9945
email-paul2010@directv.net

SARA'S TAX SERVICE

100 Foust Avenue, Hueytown,
AL 35023
205-497-4020 Fax 205-497-4011

SNOW'S SHARPENING SERVICE

Ed Snow can take care of all of your saw blade sharpening needs. You can leave and pick up your blade at Woodcraft or you can contact Ed at 205-218-1885 or redsnow_3@hotmail.com

WOODCRAFT Helping you make wood work.
www.woodcraft.com
205-988-3600

**Mr. James Corlew
Tom Williams BMW**
1000 Tom Williams Way
Irontdale, AL35210

**Mr. Dean Vette
Tom Williams Lexus**
1001 Tom Williams Way
Irontdale, AL 35210

**Ms. Lily Young
Tom Williams Porsche/Audi**
3001 Tom Williams Way
Irontdale, AL 35210

**Mr. Mike Long
Land Rover Birmingham**
3000 Tom Williams Way
Irontdale, AL 35210

Mr. Gerald Savage
Tom Williams Collision
Center

1874 Grants Mill Road
Irondale, AL 35210

Mr. Tad Lidikay and Mr.
Jeff Lidikay
Southland Wood Products,
Inc.

Hardwood and Softwood —
Moulding and Dimension
270 Newsome Road
Wilsonville, AL 35186
Phone/Fax: 205-669-1959

Sept 2014 Program: Turning Small Objects

The September 2014 program had three of our finest showing the members how to turn small objects.

Cliff Daniels showed how to turn a Christmas tree ornament with a finial on top and an icicle underneath; and apply a super finish.

Dwight Hostetter showed how to turn an ornament with very delicate turnings.

Pat Bush showed how to turn a pen blank and assemble the pen.

This was a great opportunity to see some of our skilled craftsmen in action. The fun thing about turning is that you can see a project from start to finish in a relatively short period of time. Hopefully the members were able to pick up tips and maybe get motivated to turn some things for themselves. Turned objects make great gifts. Family and friends always treasure items that craftsmen make for them. The added bonus for the program was - the objects turned in the demonstration made excellent door prizes.

Ed

Oct 2014 Program: Art Schneider - Toy Maker

Art Schneider will give the program for the October 2014 meeting. Art moved to Alabama from New Hampshire a little over four years ago. Art is a toy builder. He builds wooden trucks and cars as well as more complex toys such as helicopters and other toys with many moving parts. Art sells some toys at craft fairs but most of his toys go to children of need around the Christmas Season through



a friend back in New Hampshire. Art will share his building techniques and show us some of the toys and toy building jigs. A very fitting program for the Fall. Maybe Art can give us some ideas that we can use in our shops. There might be a special child in your life that would like for "Santa" to make him or her a special toy.

Ed

Mentoring

NOTE: You must be a member of the Guild to be eligible to participate mentoring classes.

Are you an intermediate or beginner woodworker with an itch to raise your wood-working skills a notch or two? Do you have a special project in mind, but are just a bit uneasy about getting underway? Looking for tips to save time and effort, plus get better results?

Here's what you need to do: join a Guild mentored group now. It's the way to go for all of the above with others at your skill level, and best of all, at no cost except for materials.

Refer to Shop Schedule for schedule of mentoring sessions

Some examples of topics offered:

Bench Making
 Table Saw instruction
 Lathe Fundamentals
 Pen Turning
 Hand Tools - sharpening and techniques
 Furniture Building - Chairs, Table tops, Tables
 Instruction in - Router table use
 Instruction in - Jointer, Planer use
 Dovetail jig making
 Hand-cut Dovetails
 Pocket Hole Jig Instruction



If you have questions on woodworking technique, tool usage, or buying equipment or tools, feel free to contact a Guild mentor.

Jim Woodward	Guitars
Ed Bullock	Bows
Thom Nix	Chairs
John Lawson	Furniture repair, band saw, track saw
Mike Key	Dovetail jig
Eddie Heerten	Lathe, furniture, table saw, hand-cut dovetails, bowl turning
Bob Moore	Hand tool sharpening, table saw, joiner, planer
Dwight Hostetter	Lathe, segmented turning, baskets
Bill Newman	Boxes, jointer
Brian Stauss	Cabinet construction
Cliff Daniels	Scroll saw, jointer, band saw
Buzz Kelly	Finishing and stringing
Lynn Smith	Toys
Pat Bush	Jointer, planer
A.R. Bray	Draw knife, planes, hand tools, antique hand tools
Preston Lawley	Cutting Boards
Jeff Hood	Scroll Saw



Contact the above by email or phone as listed in the Membership Directory or email Ron Griffin at: sawandsplinters@gmail.com

Beginning Boards



Sometimes it's the little victories in life that mean the most. I've been trying to get the spur out of my lathe for two months now so that I could turn something. I started asking for help and I finally received some advice.

Today I removed the spur and I was able to mount a piece of basswood that I bought at the St. Pete Wood Guild four months ago. I think that Dale Neff donated the wood to the guild. I bought a faceplate for the lathe two months ago and mounted a nice piece of basswood on the faceplate two months ago. Every time I have been in the garage I have longed to get the spur out of my lathe so I could do something with the faceplate and the block of wood mounted to it.

Today, I made a nice pile of wood shavings and saw dust and finally turned the wood. The picture is of the end result. it's four inches tall and three inches wide . I have sanded it to 120 grit and it already has 10 coats of sanding sealer on it. I know that common basswood is very soft and very porous so I want it well sealed before I wipe on the polyurethane and make it SHINE.

Life's little victories are sweet.

Steve, BTRC

FREE!

Free to someone interested in restoring/rebuilding- 6" x 36" jointer, old with no stand or motor. If interested contact Walter Barnett 205-317-8529 or wbarnett@jrprewitt.com for more information.

Thanks,
Walter

Photos from the Habitat for Humanity Cabinet Class




Photos by Patrick Murphy

Photos from the Habitat for Humanity Cabinet Class

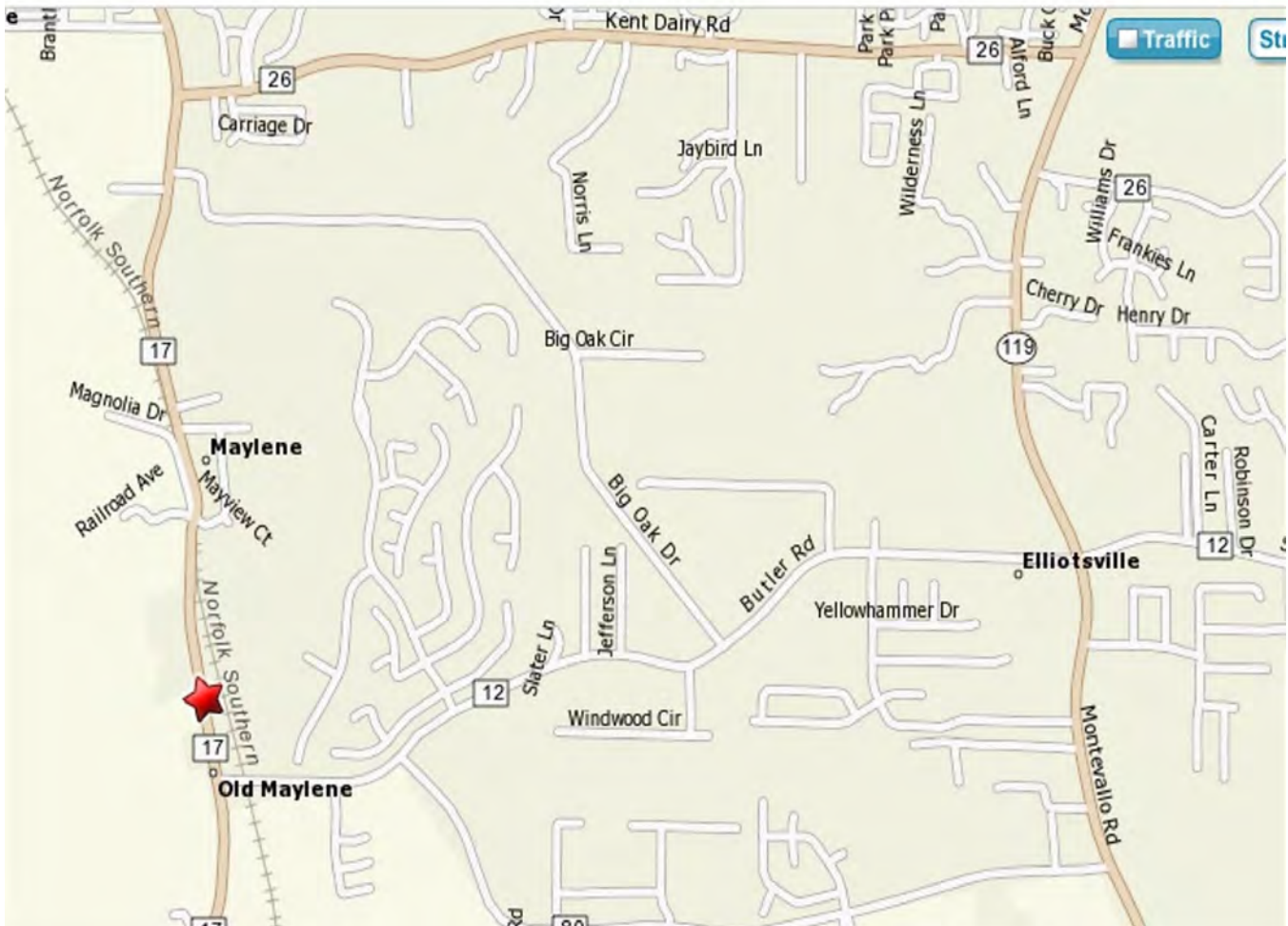


The Tuesday Toy Elves




Photos by Patrick Murphy

Directions to the Woodworkers Education Center (WEC)



From I-65, take Exit 238 (Highway 31). Turn north on U.S. Highway 31, go 0.6 miles and turn left on State Highway 119 South. Go 3.0 miles south on Highway 119 and turn right on County Highway 12. Go 2.1 miles on Highway 12 until it ends at County Highway 17. Turn right on Highway 17 and the WEC is 0.3 miles on your left. There is a large WEC sign at the entrance.



www.
alabamawoodworkersguild
.org

About Us

Alabama Woodworkers Guild Newsletter is published monthly for its members and other interested parties. Guild meetings are held monthly on the third Saturday at 9:00 a.m. at the Woodworking Education Center, 10544 Hwy 17, Maylene, AL 35114

Information concerning the Guild may be secured by calling **Walter Barnett, Treasurer** at (205) 933-9207.



WOODCRAFT[®]

Helping You Make Wood Work[®]

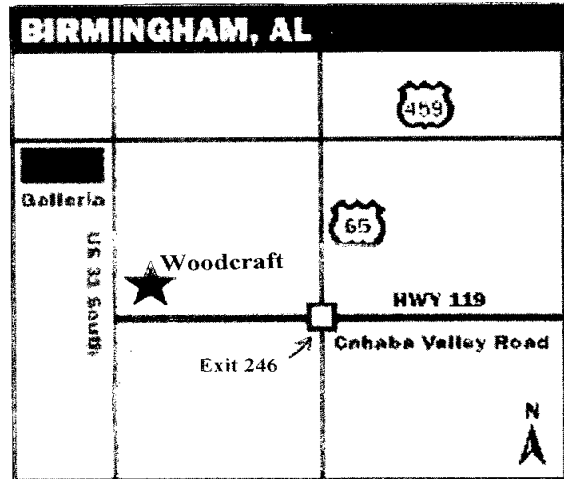
Phone 205-988-3600
Fax 205-988-3612
Website: www.woodcraft.com
e-mail: WC511@aol.com

Store Hours

M - T - W - F: 9AM - 7PM
Th: 9AM-9PM
Sat: 9AM-6PM
Sun: Noon-5 PM

Our new address is:

2215B Pelham Parkway
Pelham, AL 35124



Directions:

Take I-65 to Exit 246.
Take Highway 119 West (Cahaba Valley Road) 3/4 of a mile to US 31.
Turn right on US 31 and travel north approx. 0.3 mi.
Our store is on the right (east) side of US 31.

The Alabama Woodworkers Guild, Inc.
P.O. Box 26665
Birmingham, AL 35260

